

Introduction to Nevada Online Tax



Nevada Tax Center - Homepage



Contact Us

FAQs

Up for NevadaTax



Welcome to the Nevada Tax Center:

We have created internet-based tax access for your convenience.

To Log On please select one of the following options:

If you are registering for a Sales or Use Tax Permit for the first time

If you already have a Sales or Use Tax Permit and would like to enroll with Nevada Tax to manage your account online

If you are already enrolled to manage your account in Nevada Tax and are a returning user

If you already have a Sales or Use Tax Permit and would like to Reinstate/Revise your account with Nevada Tax

About NevadaTax

- ▶ Introduction to Online Tax
- ▶ Sign Up for NevadaTax
- ▶ NevadaTax System Requirements

Hot Topics

- ▶ Go Paperless - Opt out of Receiving Tax Returns

Click Here

New Registration

Click Here

Enroll Nevada Tax

Click Here

Returning User

Click Here

Reinstate / Revise Account



Thank You for using Nevada Tax! State Agency Online Privacy Policy.

New Registration

The screenshot shows the Nevada Department of Taxation website. At the top, there is a banner with the word "Nevada" in a large, stylized font, followed by "DEPARTMENT OF TAXATION". To the right of the banner are two buttons: "Contact Us" and "FAQs". Below the banner is a navigation bar with the text "Up for NevadaTax". The main content area is divided into two columns. The left column features the "Nevada Tax" logo with the website address "www.nevadatax.nv.gov". Below the logo, it says "Welcome to the Nevada Tax Center:" and "We have created internet-based tax access for your convenience." It then lists "To Log On please select one of the following options:" and provides four options, each with a "Click Here" button pointing to a corresponding button on the right: "If you are registering for a Sales or Use Tax Permit for the first time" (New Registration), "If you already have a Sales or Use Tax Permit and would like to enroll with Nevada Tax to manage your account online" (Enroll Nevada Tax), "If you are already enrolled to manage your account in Nevada Tax and are a returning user" (Returning User), and "If you already have a Sales or Use Tax Permit and would like to Reinstate/Revise your account with Nevada Tax" (Reinstate / Revise Account). The right column contains "About NevadaTax" and "Hot Topics" sections. The "About NevadaTax" section lists three items: "Introduction to Online Tax", "Sign Up for NevadaTax", and "NevadaTax System Requirements". The "Hot Topics" section lists one item: "Go Paperless - Opt out of Receiving Tax Returns". At the bottom of the page, there is a footer with the text "Thank You for using Nevada Tax! State Agency Online Privacy Policy." and the Great Seal of the State of Nevada on the left.

When registering a new business you will need to have the following information:

- Business entity name, DBA (“Doing Business As”) name, entity address, mailing address, address of business location(s) and address of tax records
- The Employer Identification number (FID or EIN)
- Owner information, name, address, social security number, and date of birth
- Start dates for the entity and for the Nevada location(s)
- Payment – Checking account and routing number

New Registration

The screenshot shows the Nevada Department of Taxation website. The header includes the word 'Nevada' in a large font, the 'DEPARTMENT OF TAXATION' logo, and navigation buttons for 'Print', 'Contact Us', and 'FAQs'. A left sidebar contains 'Home' and 'Sign Up for Nevada Tax' links. The main content area is titled 'Nevada Business Registration Form' and features a series of tabs: 'Taxpayer Information', 'Taxpayer Address Information', 'Taxpayer Owner Information', 'Sales & Use Tax Information', 'Prev. Business Information', 'Registration Fees', and 'Review & Submit'. The 'Taxpayer Information' tab is active, showing 'Step 1 of 2' with a list of questions and radio button options for 'Yes' and 'No'. Each question also includes a 'For More Information' link.

Taxpayer Information Step 1 of 2		
Do you sell tangible personal property?	<input type="radio"/> Yes <input checked="" type="radio"/> No	For More Information
Are you registering for a Sales Tax Permit?	<input type="radio"/> Yes <input checked="" type="radio"/> No	For More Information
Are you registering for a Certificate of Authority?	<input type="radio"/> Yes <input checked="" type="radio"/> No	For More Information
Do you pay wages to employees in the State of Nevada?	<input type="radio"/> Yes <input checked="" type="radio"/> No	For More Information
Does your business purchase tangible personal property for storage, use or other consumption in Nevada?	<input type="radio"/> Yes <input checked="" type="radio"/> No	For More Information
Do you sell cigarettes?	<input type="radio"/> Yes <input checked="" type="radio"/> No	For More Information
Do you sell tobacco products other than cigarettes?	<input type="radio"/> Yes <input checked="" type="radio"/> No	For More Information
Do you sell liquor to other retailers?	<input type="radio"/> Yes <input checked="" type="radio"/> No	For More Information
Do you sell new tires for motor vehicles?	<input type="radio"/> Yes <input checked="" type="radio"/> No	For More Information
Do you lease or rent vehicles for short terms?	<input type="radio"/> Yes <input checked="" type="radio"/> No	For More Information
Do you charge admission to live entertainment in a non-gaming establishment?	<input type="radio"/> Yes <input checked="" type="radio"/> No	For More Information
Are you a corporation with no employees (other than resident agent in Nevada)?	<input type="radio"/> Yes <input checked="" type="radio"/> No	For More Information

Select the Tax Type for which you are requesting registration – *Note: Expand the “For More Information”* for details of each tax type.

**Note: You must mark YES to either:*

“Are you registering for a Sales Tax Permit”

Or

“Does your business purchase tangible personal property”

Taxpayer Information

Nevada Business Registration Form

Taxpayer Information Taxpayer Address Information Taxpayer Owner Information Sales & Use Tax Information Prev. Business Information Registration Fees Review & Submit

Taxpayer Information Step 2 of 2

Business Entity Name

Social Security Number
 Employer Identification Number

Nevada Business Identification # [For More Information](#) [Find My NV Business ID](#)

i A NAICS code is a business code that is used to classify the types of activities an organization is engaged in. By selecting a NAICS code you are helping to define the area in which your organization conducts business.

NAICS Code [Find NAICS Code](#)

Type of Business

Individual Corporation Publicly Traded Corporation Limited Partnership
 Partnership S Corporation Publicly Held Corporation
 Limited Liability Company Association Not For Profit
 Limited Liability Partnership Government Entity Other

If your type of business was CORPORATION please complete the following fields:

State of Incorporation Date of Incorporation (MM/DD/YYYY)

Did you acquire all or part of the existing business Yes No [For More Information](#)

Date Business Started in Nevada (MM/DD/YYYY) [For More Information](#)

Number of Employees

Continue

Business Entity Name: If you are incorporated, enter the name as registered with the Secretary of State.

- If you are a sole proprietor enter your name.

Social Security Number: If you are a sole proprietor enter your SSN.

Employee Identification Number: If you are a Corporation, enter your Federal Tax Identification Number (FEIN). For information regarding an FEIN contact the IRS at 1-800-829-1040.

Taxpayer Information

Nevada Business Registration Form

- Taxpayer Information
- Taxpayer Address Information
- Taxpayer Owner Information
- Sales & Use Tax Information
- Prev. Business Information
- Registration Fees
- Review & Submit

Taxpayer Information Step 2 of 2

Business Entity Name	<input type="text"/>
<input checked="" type="radio"/> Social Security Number <input type="radio"/> Employer Identification Number	<input type="text"/>
Nevada Business Identification #	<input type="text"/> For More Information Find My NV Business ID

i A NAICS code is a business code that is used to classify the types of activities an organization is engaged in. By selecting a NAICS code you are helping to define the area in which your organization conducts business.

NAICS Code	<input type="text"/> Find NAICS Code
------------	--

Type of Business

<input checked="" type="radio"/> Individual	<input type="radio"/> Corporation	<input type="radio"/> Publicly Traded Corporation	<input type="radio"/> Limited Partnership
<input type="radio"/> Partnership	<input type="radio"/> S Corporation	<input type="radio"/> Publicly Held Corporation	
<input type="radio"/> Limited Liability Company	<input type="radio"/> Association	<input type="radio"/> Not For Profit	
<input type="radio"/> Limited Liability Partnership	<input type="radio"/> Government Entity	<input type="radio"/> Other	<input type="text"/>

If your type of business was CORPORATION please complete the following fields:

State of Incorporation <input type="text"/>	Date of Incorporation <input type="text"/> (MM/DD/YYYY)
---	---

Did you acquire all or part of the existing business Yes No [For More Information](#)

Date Business Started in Nevada	<input type="text"/> (MM/DD/YYYY) For More Information
---------------------------------	--

Number of Employees	<input type="text"/>
---------------------	----------------------

[Continue](#)

NAICS Code: A NAICS code is a business code that is used to classify the types of activities an organization is engaged in.

- All businesses must select a NAICS code in order to proceed.

Taxpayer Information

Nevada Business Registration Form

- Taxpayer Information
- Taxpayer Address Information
- Taxpayer Owner Information
- Sales & Use Tax Information
- Prev. Business Information
- Registration Fees
- Review & Submit

Taxpayer Information Step 2 of 2

Business Entity Name	<input type="text"/>
<input checked="" type="radio"/> Social Security Number <input type="radio"/> Employer Identification Number	<input type="text"/>
Nevada Business Identification #	<input type="text"/> For More Information Find My NV Business ID

i A NAICS code is a business code that is used to classify the types of activities an organization is engaged in. By selecting a NAICS code you are helping to define the area in which your organization conducts business.

NAICS Code	<input type="text"/> Find NAICS Code
------------	--

Type of Business

<input checked="" type="radio"/> Individual	<input type="radio"/> Corporation	<input type="radio"/> Publicly Traded Corporation	<input type="radio"/> Limited Partnership
<input type="radio"/> Partnership	<input type="radio"/> S Corporation	<input type="radio"/> Publicly Held Corporation	
<input type="radio"/> Limited Liability Company	<input type="radio"/> Association	<input type="radio"/> Not For Profit	
<input type="radio"/> Limited Liability Partnership	<input type="radio"/> Government Entity	<input type="radio"/> Other	<input type="text"/>

If your type of business was CORPORATION please complete the following fields:

State of Incorporation <input type="text"/>	Date of Incorporation <input type="text"/> (MM/DD/YYYY)
Did you acquire all or part of the existing business <input type="radio"/> Yes <input checked="" type="radio"/> No	For More Information
Date Business Started in Nevada <input type="text"/>	<input type="text"/> (MM/DD/YYYY) For More Information
Number of Employees <input type="text"/>	

Continue

Type of Business: Indicate the structure and type of ownership of the business by marking the correct box.

- Note: If the type of business is a CORPORATION the State of incorporation must be filled out as well as the date incorporated.*

Did you acquire all or part of an existing business? The purchaser of a business must withhold a sufficient amount of the purchase price to cover any amount of sales or use tax liability that may be due from the seller at the time of purchase and sale. Unless the former owner produces a receipt from the Department of Taxation showing that liability has been paid or a certificate stating no amount is due, purchasers are liable for amounts due to the extent of the purchase price.

Taxpayer Information

Nevada Business Registration Form

- Taxpayer Information
- Taxpayer Address Information
- Taxpayer Owner Information
- Sales & Use Tax Information
- Prev. Business Information
- Registration Fees
- Review & Submit

Taxpayer Information Step 2 of 2

Business Entity Name	<input type="text"/>
<input checked="" type="radio"/> Social Security Number <input type="radio"/> Employer Identification Number	<input type="text"/>
Nevada Business Identification #	<input type="text"/> For More Information Find My NV Business ID

i A NAICS code is a business code that is used to classify the types of activities an organization is engaged in. By selecting a NAICS code you are helping to define the area in which your organization conducts business.

NAICS Code	<input type="text"/> Find NAICS Code
------------	--

Type of Business

<input checked="" type="radio"/> Individual	<input type="radio"/> Corporation	<input type="radio"/> Publicly Traded Corporation	<input type="radio"/> Limited Partnership
<input type="radio"/> Partnership	<input type="radio"/> S Corporation	<input type="radio"/> Publicly Held Corporation	
<input type="radio"/> Limited Liability Company	<input type="radio"/> Association	<input type="radio"/> Not For Profit	
<input type="radio"/> Limited Liability Partnership	<input type="radio"/> Government Entity	<input type="radio"/> Other	<input type="text"/>

If your type of business was CORPORATION please complete the following fields:

State of Incorporation <input type="text"/>	Date of Incorporation <input type="text"/> (MM/DD/YYYY)
Did you acquire all or part of the existing business <input type="radio"/> Yes <input checked="" type="radio"/> No	For More Information
Date Business Started in Nevada	<input type="text"/> (MM/DD/YYYY) For More Information
Number of Employees	<input type="text"/>

Continue

Date Business Started in Nevada: This is the date the business location opened in Nevada

Number of Employees: This is the number of employees at the time of registration/opening of the business.

Entity Location Information

Nevada Business Registration Form

- Taxpayer Information
- Taxpayer Address Information**
- Taxpayer Owner Information
- Sales & Use Tax Information
- Prev. Business Information
- Registration Fees
- Review & Submit

Taxpayer Address Information Step 1 of 2

Email Address	<input type="text"/>		
Entity Address	Address 1	<input type="text"/>	
	Address 2	<input type="text"/>	
	City	<input type="text"/>	State <input type="text" value="NV"/>
	Zip Code	<input type="text"/>	Country <input type="text" value="USA"/>
	Phone	<input type="text"/>	Fax <input type="text"/>
Mailing Address	Address 1	<input type="text"/>	
	Address 2	<input type="text"/>	
	City	<input type="text"/>	State <input type="text" value="NV"/>
	Zip Code	<input type="text"/>	Country <input type="text" value="USA"/>
<input type="checkbox"/> Same as Entity Address			
Location of Tax Records	Same as Entity Address <input checked="" type="radio"/> Yes <input type="radio"/> No		

Continue

E-mail Address

Entity Address

Mailing Address – Note: May check Same as Entity

Location of Tax Records - If “Yes” it will keep the Entity Address. If “No”, enter address.

Taxpayer Location Address

Nevada Business Registration Form

- Taxpayer Information
- Taxpayer Address Information**
- Taxpayer Owner Information
- Sales & Use Tax Information
- Prev. Business Information
- Registration Fees
- Review & Submit

Location Information

To add locations to this application, enter information for each additional location to be added to your application and click Add Location.

i Independent Contractors that only provide a service, such as an entertainer, and do not have an office outside of the home should use the home address for the location address. Please note: Your location address does not have to be a Nevada address. For a non Nevada address use "OutOfState" from the county drop down list.

Doing Business As	<input type="text"/>
Physical Location (Please identify additional location(s) where business is being conducted.) Choose a NAICS code for this location based on what comprises the majority of the taxable sales.	Address 1 <input type="text"/>
	Address 2 <input type="text"/>
	City <input type="text"/> State NV <input type="button" value="v"/>
	Zip Code <input type="text"/> Country USA <input type="button" value="v"/>
	Phone <input type="text"/>
	County <input type="text"/> <input type="button" value="v"/>
	NAICS Code <input type="text"/> Find NAICS Code <input type="checkbox"/> The NAICS code you selected for your business is 311111. Check here to use the same code for your location. Otherwise, please choose a new code.
	Date You Opened this Location in Nevada <input type="text"/> <input type="button" value="calendar"/> (MM/DD/YYYY) For More Information
	Location of Tax Records Same as Physical Location <input checked="" type="radio"/> Yes <input type="radio"/> No

Doing Business As: Enter the name of the business (Fictitious Name) as registered with the county clerk. If operating as a Corporation, enter Corporation name

Physical Location: Enter the actual location of the business

NAICS Code: Enter NAICS Code for this location or click the box if it is the same as the entity

Date location opened in Nevada: Note: This will be the start date of your Sales Tax or Use Tax account

Location of Tax Records: If "Yes" it will keep the same address as the Physical Location above. If "No", enter address

Add Location Address

Nevada Business Registration Form

Taxpayer
Information

Taxpayer Address
Information

Taxpayer Owner
Information

Sales & Use Tax
Information

Prev. Business
Information

Registration
Fees

Review &
Submit

Taxpayer Address Information Step 2 of 2

You must enter at least one location. To enter locations for this application, click on the Add Another Location button, and enter the information for each location. Repeat this step until all locations have been added. After adding the last location, click the Continue button. If you add a location in error, you may use the Remove Invalid Location button to remove it. To correct or change any location information you may use the Edit Location button. However, once you submit the application online, you cannot remove a location online and must contact the Department by mail or telephone.

Locations:

Susie's Gems

Would you like to...

Edit Location

Add Another Location

Remove Invalid Location

Continue

Edit Location if not correct.

Enter additional locations by clicking "Add Another Location"

There is a \$15 fee per location that is registering for a Sales Tax Permit

Remove incorrect locations by clicking "Remove Invalid Location"

Once all locations are entered click "Continue"

Owner Information

Nevada Business Registration Form

Taxpayer Information Taxpayer Address Information **Taxpayer Owner Information** Sales & Use Tax Information Prev. Business Information Registration Fees Review & Submit

Owner Information

Owner Type	Individual		
Business Name			
Name (Last, First, MI)			
<input checked="" type="radio"/> Social Security Number <input type="radio"/> Employer ID Number			
Title	Chief Executive Officer		
Percent Owned			
Date of Birth	(MM/DD/YYYY)		
Owner Address Information:			
Address 1			
Address 2			
City	State	NV	
Zip Code	Country	USA	
Phone			

Owner Type:

- *Individual* if owned by a person or *Business* if the company you are registering is owned by another business

Business Name: If owner type is *Business* or *Name of person* if owner type is *Individual*

SSN: For *Individual*

FEIN: For *Business*

Title: Enter applicant's titles (Owner, Member, CFO, etc.)

Percentage Owned

Date of Birth

Owner Address Information: If *Individual*, home address or if business, Corporations physical address

Owner Verification

Nevada Business Registration Form

Taxpayer Information Taxpayer Address Information **Taxpayer Owner Information** Sales & Use Tax Information Prev. Business Information Registration Fees Review & Submit

Owner Information

Please identify each owner (and spouse if married), partner, corporate officer, or member for your company by clicking the Add Another Owner button and entering the information for each person. After adding the last owner, click the Continue button. If you add an owner in error, you may use the Remove Invalid Owner button to remove the owner prior to submitting the application online. To correct or change any owner information you may use the Edit Owner button.

Owners:

Would you like to...

Edit Owner by clicking “Edit Owner”

Enter additional owners by clicking “Add Another Owner”

Remove incorrect owners by clicking “Remove Invalid Owner”

Once all owners are entered click “Continue”

Sales & Use Tax Information

Nevada Business Registration Form

Taxpayer Information	Taxpayer Address Information	Taxpayer Owner Information	Sales & Use Tax Information	Prev. Business Information	Registration Fees	Review & Submit
----------------------	------------------------------	----------------------------	--	----------------------------	-------------------	-----------------

Sales & Use Tax Information Step 1 of 2

Show/Hide Page Instructions

Estimated Total Monthly Receipts: Total Monthly Receipts includes the total of all sales, leases or rental of tangible personal property regardless of where the sale, lease or rental took place, and the tangible personal property for use in Nevada if purchased from a vendor not registered to collect Nevada sales tax.

This is a required field. If you do not have any receipts in Nevada, please put "0" (zero) in this field.

Estimated Total Nevada Taxable Receipts: Total Nevada taxable receipts include the gross receipts from retail sale made within Nevada, less allowable exemptions, plus the purchases of tangible personal property for use if purchased from a vendor not registered to collect Nevada sales tax. Per NRS 372.060, "Sale means and includes any transfer of title or possession, exchange, barter, lease or rental, conditional or otherwise, in any manner or by any means whatsoever, of tangible personal property for a consideration." Taxable receipts are used to determine filing frequency. If taxable receipts total more than \$10,000 in any one month you will be required to report monthly.

This is a required field. If you do not have any receipts in Nevada, please put "0" (zero) in this field.

Taxable receipts information will also be used to calculate the amount of security deposit required. More information about the calculated security deposit amount will be available after you click continue.

Reporting Cycle: (based on monthly taxable receipts)

Sales/Use Tax	<input checked="" type="radio"/> Monthly \geq \$10,000
	<input type="radio"/> Quarterly $<$ \$10,000
Use Tax	<input checked="" type="radio"/> Monthly \geq \$10,000
	<input type="radio"/> Quarterly \$1,000 - \$9,999
	<input type="radio"/> Annually $<$ \$1,000

Estimated Monthly Receipts:

Total Receipts	<input type="text"/>
Total Taxable Receipts	<input type="text"/>

Bank Information:

Bank Name:	<input type="text"/>	
Business Account	<input type="text"/>	Personal Account <input type="text"/>

Continue

Reporting Cycles:

- Sales/Use Tax - Monthly \geq \$10,000 or Quarterly $<$ \$10,000

Or

- Use Tax - Monthly \geq \$10,000 or Quarterly \$1,000 - \$9,999 or Annually $<$ \$1,000

Estimated Monthly Receipts:

- Total Receipts – Includes all revenue (sales and services combined)
- Total Taxable Receipts – Amount of taxable sales. *Note: The bond will be calculated based on this figure*

Bank Information

Calculated Security Deposit

Nevada Business Registration Form

Taxpayer Information Taxpayer Address Information Taxpayer Owner Information **Sales & Use Tax Information** Prev. Business Information Registration Fees Review & Submit

Sales & Use Tax Information Step 2 of 2

Show/Hide Page Instructions

Calculated Security Deposit Amount:

Based on the reported cycle and estimated monthly total taxable receipts, the security deposit amount required for this location is \$0.00

NRS 372.510 and NAC 372.825 requires a person who obtains a permit to collect sales tax to deposit with the Department security in an amount equal to twice the estimated average tax due quarterly, or three times the estimated average tax due monthly if he files monthly returns. To determine your security deposit amount we multiplied your estimated monthly total taxable receipts by the highest tax rate, currently 8.1%, and that product was multiplied by 3 for monthly reporting or 6 for quarterly reporting.

A security deposit will not be required if the amount calculated does not exceed \$1,000.

Security Deposit:

Amount:

Amount:

Cash

Letter of Credit

Surety

Previous

Continue

Security Deposit Options:
Cash, Surety Bond or Letter of Credit

Note: The amount calculated is based on the information provided and once submitted cannot be changed.

Registration Fees

Nevada Business Registration Form

- Taxpayer Information
- Taxpayer Address Information
- Taxpayer Owner Information
- Sales & Use Tax Information
- Prev. Business Information
- Registration Fees**
- Review & Submit

Registration Fees Step 1 of 1

Fee Summary:

Total Locations	1
Total Sales Tax Fees	\$15.00
Total Fees	\$15.00

Continue

Total Locations

Total Sales Tax Fees: \$15 per location

Note: The security deposit is not listed here – only fees are listed.

Registration Confirmation

Nevada Business Registration Form

[Taxpayer Information](#) [Taxpayer Address Information](#) [Taxpayer Owner Information](#) [Sales & Use Tax Information](#) [Prev. Business Information](#) [Registration Fees](#) [Review & Submit](#)

Registration Confirmation

The following is a summary of the information entered in this Nevada Business Registration application. Most businesses should be registered for Use Tax (see Tax Types below) unless the business is registered for Sales Tax or if the business does not have a physical presence in Nevada. Please note that at this time you can only apply for Sales Tax, Certificate of Authority, Use Tax, and Tire Tax online. If you indicated "Yes" to any questions that direct you to contact the Department of Taxation, you must do so or you may not be registered for all taxes required. Failure to contact the Department of Taxation does not relieve you of possible tax liability. To review the application prior to submission, click on any of the registration tabs.

Please note, you can only pay on-line those fees associated with the Sales tax permit. All non-cash security deposits must be mailed to the Department of Taxation.

Business Name	Happy Tax
Tax Types	Sales and Use Tax
Primary Location	1550 College Parkway Carson City NV 89701
Additional Locations	1550 College Parkway Carson City NV 89701
Total payable to complete registration online:	\$15.00
Calculated Security Deposit amount:	\$2,430.00

I have read and understand the above information. I wish to continue with the online application process. I understand that I must complete the process and receive a Confirmation Number in order for my application to be filed. Under Penalty of Perjury, all information provided is true and accurate to the best of my knowledge.

Print this page and the next page, which includes your confirmation number, for your records and as proof of compliance with the Department of Taxation for local city/county licensing requirements.

Verify all of the information entered is correct – if not go back to the tab with the incorrect information and update as needed.

Note: Once you click Submit you will not be able to go back.

Application Confirmation

Nevada Business Registration Form

Application Confirmation

Your Nevada Business Application has been submitted to the Department of Taxation. A copy of this confirmation message will be emailed shortly to the email address you specified. Please retain for your records.

To obtain your New Taxpayer Information Packet please [click here](#).

Your confirmation number is **12Z0001261924**

The total amount due including registration fees (\$15.00) and security deposit (\$2,430.00) is **\$2,445.00**. You must pay this amount for your application to be processed. Permits will not be issued until all fees and security deposits are paid.

Would you like to make a payment electronically?

Yes

No

Thank You for using Nevada Tax! [State Agency Online Privacy Policy](#).

[Print this Page!](#)

The confirmation number is the DLN (Document Location Number) and is used for tracking purposes in the Department's Tax Administration System

- Click "Yes" to make a payment electronically
- Click "No" to mail in your payment. Please include the confirmation number (DLN) on your check

Make a Payment

Make A Payment

Select Payment Amount

Show/Hide Page Instructions

Please note that if this is an application for a new business, the Sales Tax permit will not be issued until the Sales Tax fees and Security Deposit have been satisfied. Security Deposits in a form other than cash must be mailed to the Department of Taxation. Include your confirmation number when submitting documentation.

- Pay Fees only (\$15.00)
- Pay Fees (\$15.00) and Entire Security Deposit (\$2,430.00)
- Pay Fees (\$15.00) and Partial Cash Security Deposit

Total Payment Amount = \$15.00

Continue

Thank You for using Nevada Tax! [State Agency Online Privacy Policy.](#)

Make a Payment

- Sales Tax Permit (s) will not be issued until the Sales Tax fee(s) and security deposit (if applicable) have been satisfied
- Security deposits in a form other than cash must be mailed to the Department of Taxation
- You must include your confirmation number (DLN) when submitting documents for security deposits

Make a Payment

Make A Payment


Enter your account information in the appropriate fields below.


Payor Name:	<input type="text"/>	Date:	<input type="text"/> 11 / <input type="text"/> 8 / 2012
Name:	<input type="text"/>		
Address:	<input type="text"/>		
City:	<input type="text"/>	State:	NV <input type="text"/>
		Zip:	<input type="text"/>
Pay to the order of:	<u>Nevada Department of Taxation</u>		\$2,445.00
Bank Name:	<input type="text"/>		
Routing #:	<input type="text"/>	Account #:	<input type="text"/>
Confirm Routing #:	<input type="text"/>	Account #:	<input type="text"/>
		Account Type:	Checking <input type="text"/>

Continue

Helpful Notes:

All Fields MUST be filled out to make this online payment. ([View Sample](#))

Routing Number: Is usually located between the  symbols on your check.

Account Number: Typically comes before the  symbol. It's location and number of digits varies from bank to bank.

Payor Name: Your name

Name: *Business name* if paying with company checking account or Individual name if paying with an individuals checking account

Address: Address on checking account

Routing and Account #'s: These fields must be typed in twice. This will help ensure the correct bank information is entered.

Note: If the routing and/or account number is incorrect, the check will be returned and you will be assessed a \$25 returned check fee.

Make a Payment

E-Check Confirmation

Click the submit button to submit your e-check.

HappyTax 1550 College Parkway Carson City, NV 89701	11/8/2012
Pay to the order of: <u>Nevada Department of Taxation</u>	\$ 2,445.00
Happy Bank	
⑆ 121000358 ⑆ ⑈⑈⑈⑈⑈⑈⑈⑈⑈⑈ ⑈	Checking

[Previous](#) | [Submit](#)

Thank You for using Nevada Tax! [State Agency Online Privacy Policy.](#)

E-Check Confirmation: You may print this page for your records. This page cannot, however be used as confirmation with the Department

Note: Be sure to review the E-Check. You may select Previous if any changes need to be made. If no changes are needed, click "Submit"

Make a Payment

Payment Confirmation

Thank You

Please [print this page](#) for your records.

Your payment request of **\$2,445.00** has been submitted to Nevada Tax. Your account will be debited on **11/8/2012**; however, this transaction may take 10-15 business days to reflect on your bank account.

The confirmation number for your payment is: **12Z0001261926**

NevadaTax provides your business a way to View, File and Pay its taxes online. Nevada statute requires payments over \$10,000 to be made online.

Do you want to sign up for NevadaTax at this time?

Please note: if you are already registered to use NevadaTax and you are only adding a business/location to your existing account, please click No.

Thank You for using Nevada Tax! [State Agency Online Privacy Policy.](#)

[Print this Page!](#)

[Do you want to sign up for Nevada Tax at this time?](#) This will enable you to View, File and Pay taxes online.

Note: If you are already registered to use NevadaTax under a different Business, click NO

NevadaTax Site Registration

NBR Site Registration

Create your NevadaTax User Profile for Happy Tax account administrator. Usernames must begin with a letter, be 6-25 letters and numbers in length and include no special characters except an underscore or period.

Username

Authorized User's Name (Last, First, MI)

Authorized User's Email Address

Confirm Authorized User's Email Address

Authorized User's Phone Number

You will receive an e-mail in 1-3 business days confirming your username and instructions to complete your site registration.

By checking this checkbox I certify, that the businesss for which I am registering to use NevadaTax has granted me the authority to perform this action. I also certify that all information and statement(s) supplied on this application are true and correct.

Previous

Submit

Thank You for using Nevada Tax! [State Agency Online Privacy Policy.](#)

Create Username:

Username must start with a letter, be 6-25 letters and/or numbers long with no special characters except an underscore (_) or a period (.)

Type First and Last Name:

No MI or suffix is required or recommended

Current Phone Number

Type valid and accessible e-mail address

Click "Next" to continue

Enroll Nevada Tax

DEPARTMENT OF TAXATION [Contact Us](#) [FAQs](#)



Welcome to the Nevada Tax Center:

We have created internet-based tax access for your convenience.

To Log On please select one of the following options:

If you are registering for a Sales or Use Tax Permit for the first time [Click Here](#) [New Registration](#)

If you already have a Sales or Use Tax Permit and would like to enroll with Nevada Tax to manage your account online [Click Here](#) [Enroll Nevada Tax](#)

If you are already enrolled to manage your account in Nevada Tax and are a returning user [Click Here](#) [Returning User](#)

If you already have a Sales or Use Tax Permit and would like to Reinststate/Revise your account with Nevada Tax [Click Here](#) [Reinststate / Revise Account](#)

Thank You for using Nevada Tax! [State Agency Online Privacy Policy.](#)

The first step in using Nevada Tax is to “*Enroll Nevada Tax*” creating a username and password for access.

- If you site registered you will have received an e-mail giving you a temporary password and therefore will not use “Enroll Nevada Tax”. You will use “Returning User”.

Getting Started

Register to Use NevadaTax

Start User Profile Business Information Verify Business Complete

Before registering to use the NevadaTax site to manage your business tax accounts online, you must be registered with the Nevada Department of Taxation. If you are registered with the Department of Taxation, you should gather the information requested and then click the Next button. After submitting the appropriate information, the process may take 1-3 business days to complete the site registration. If your business has not made a payment or filed a return with taxes due, you may request an access code be mailed via United States Postal Service (USPS) to the address your business has on file with the Nevada Department of Taxation.

If you are not registered with the Department of Taxation, click the Online NBR Form link below. After submitting the Online NBR Form, you will be asked if you want to site register to use NevadaTax. If you click Yes to site register, the process may take 1-3 business days. If you choose No, you will still be able to register to use the site in the future. An activation code to site register will be on newly issued Sales Tax Permits, Consumer Use Tax Permits, and Certificates of Authority.

[Online NBR Form \(Nevada Business Registration\)](#)

Please have the following information on-hand before continuing:

- State Tax ID (TID)
- The total amount due on a recently filed return, the amount of a recent payment, or an activation/access code.

Please be aware that utilizing this NevadaTax site to complete tax filings – You Are Expected to Submit Your Payments Electronically Using This Application to Do So.

Cancel

Next

You will need to have the following business and personal information in order to enroll:

- A username (login name) of your choice
- Users first and last name
- Users phone number and e-mail address
- TID
- Business name
- The amount of a return or payment

Or

- Pre-approved Nevada Tax Access Code

User Profile

Register to Use NevadaTax

Start User Profile Business Information Verify Business Complete

Step 1: Create your NevadaTax username below. Usernames must begin with a letter, be 6-25 letters and numbers in length and include no special characters except an underscore or period.

Username

Step 2: Create your user profile below.

First

MI

Last

Suffix

Phone Number

() -

Ext.

Email Address

Confirm Email Address

Cancel

Previous

Next

Username – It must start with a letter, be 6-25 letters and/or numbers long with no special characters except an underscore (_) or a period (.)

- First and last name. *Note: Middle initial may be used here but must also be used if user must use Forgot Username/Password functionality*
- Phone number and extension when needed
- Valid and accessible e-mail address
- *Print this screen!*

Business Information

Register to Use NevadaTax

Start User Profile **Business Information** Verify Business Complete

Please enter the required business information in order to proceed to the next step of the registration process.

Business Name

Name

State Tax ID (TID)

Number

Cancel

Previous

Next

Business Name (Entity or DBA)

State Tax ID (TID) - 10 digit ID number issued by the Department of Taxation

Verify Business

Register to Use NevadaTax

Start User Profile Business Information **Verify Business** Complete

Step 1: Select your desired method to verify the business

- Provide previous tax return or payment information for quick access to NevadaTax
- Provide your Pre-approved NevadaTax Access Code for quick access to NevadaTax
- Receive your NevadaTax Access Code via the USPS

Cancel

Previous

Next

You have a choice of three options to verify your business

- Provide amount of return or payment
- Provide the pre-approved Nevada Tax Access Code letter
- Request a pre-approved Nevada Tax Access Code via US Mail

Verify Business – Option 1

Register to Use NevadaTax

Start User Profile Business Information **Verify Business** Complete

Step 1: Select your desired method to verify the business

- Provide previous tax return or payment information for quick access to NevadaTax
- Provide your Pre-approved NevadaTax Access Code for quick access to NevadaTax
- Receive your NevadaTax Access Code via the USPS

Step 2: Based on your selected method, provide the information requested below

Provide previous tax return or payment information for quick access to NevadaTax.

You must enter one of the following amounts from a recently filed return or payment made to the Nevada Department of Taxation: amount due with the return, payment amount, or actual amount of a refund received.

Please Choose One	<input type="radio"/> Amount Due	<input type="radio"/> Payment Amount	<input type="radio"/> Refund Amount
Amount	\$ <input type="text"/>		

Cancel

Previous

Next

Option 1: Select one of the following amounts

- Amount due for return filed
- Payment amount
- Refund amount

Enter amount – Note: You cannot enter an amount of \$0.00 as a payment, return or refund amount. This will FAIL the enrollment

Verify Business – Option 2

Register to Use NevadaTax

Start User Profile Business Information **Verify Business** Complete

Step 1: Select your desired method to verify the business

- Provide previous tax return or payment information for quick access to NevadaTax
- Provide your Pre-approved NevadaTax Access Code for quick access to NevadaTax
- Receive your NevadaTax Access Code via the USPS

Step 2: Based on your selected method, provide the information requested below

Provide your Pre-approved NevadaTax Access Code for quick access to NevadaTax

If you have recently filed a Nevada Business Registration form with the Nevada Department of Taxation, a Pre-approved NevadaTax Access code is printed on the Sales Tax Permit, Use Tax Permit, and Certificate of Authority.

Pre-approved NevadaTax Access Code:

____ - ____ - ____ - ____ - _____

Cancel

Previous

Next

Provide your Pre-approved Nevada Tax Access Code for quick access to Nevada Tax

**Note: You may find your Access Code on your Sales and/or Use Tax Permit*

Verify Business – Option 3

Register to Use NevadaTax

Start User Profile Business Information **Verify Business** Complete

Step 1: Select your desired method to verify the business

- Provide previous tax return or payment information for quick access to NevadaTax
- Provide your Pre-approved NevadaTax Access Code for quick access to NevadaTax
- Receive your NevadaTax Access Code via the USPS

Step 2: Based on your selected method, provide the information requested below

Receive your NevadaTax Access Code via the USPS

If the business amount due and payment information are not accessible to you or is not applicable to the business, and you do not have a Pre-approved NevadaTax Access Code, you must choose this option. Your NevadaTax Access Code will be mailed to the address your business has on file with the Department of Taxation. You must use the NevadaTax Access Code the first time you login to your NevadaTax account.

- Receive NevadaTax AccessKey Code via USPS

Cancel

Previous

Next

Receive your Nevada Tax Access Code via the USPS.

- The system will generate an access code letter which will be mailed out standard US Mail

Complete

Register to Use NevadaTax

Start User Profile Business Information Verify Business Complete



By checking this checkbox I certify that the business for which I am registering to use NevadaTax has granted me the authority to perform this action. I also certify that all information and statements supplied on this application are true and correct.

Cancel

Previous

Submit

Check the box to provide an electronic signature

Click Submit

Returning User

DEPARTMENT OF TAXATION [Contact Us](#) [FAQs](#)



Welcome to the Nevada Tax Center:

We have created internet-based tax access for your convenience.

To Log On please select one of the following options:

If you are registering for a Sales or Use Tax Permit for the first time

If you already have a Sales or Use Tax Permit and would like to enroll with Nevada Tax to manage your account online

If you are already enrolled to manage your account in Nevada Tax and are a returning user

If you already have a Sales or Use Tax Permit and would like to Reinststate/Revise your account with Nevada Tax

About NevadaTax

- ▶ Introduction to Online Tax
- ▶ Sign Up for NevadaTax
- ▶ NevadaTax System Requirements

Hot Topics

- ▶ [Go Paperless - Opt out of Receiving Tax Returns](#)

[Click Here](#) [New Registration](#)

[Click Here](#) [Enroll Nevada Tax](#)

[Click Here](#) [Returning User](#)

[Click Here](#) [Reinststate / Revise Account](#)

Thank You for using Nevada Tax! [State Agency Online Privacy Policy.](#)

Select Returning User

- Your temporary password has been emailed to you at the email address you have provided
- If you have registered through the SilverFlume portal, your username and password will be the same as you created in the portal

Log in to Nevada Tax



Welcome to the Nevada Tax Center:

We have created internet-based tax access for your convenience.

Username:

Password:

Login

[Forgot Password or Username?](#)

About NevadaTax

- ▶ [Introduction to Online Tax](#)
- ▶ [Sign Up for NevadaTax](#)
- ▶ [NevadaTax System Requirements](#)

Hot Topics

- ▶ [Go Paperless - Opt out of Receiving Tax Returns](#)

Enter username and password

- Passwords are temporary unless you have registered through the SilverFlume portal

**Note: Passwords are case sensitive.*

Business Detail

Business Details

CARSON CITY TEST ACCOUNT

State Tax ID: 1009242806

Primary Address: 1550 COLLEGE PKWY STE 115 CARSON CITY, NV 89706-7937

Show/Hide Page Instructions

State Tax & Location ID: - Zip Code: Tax Type:

Account	Address	Currently Consolidated	Registered for EFT	Status
Modified Business Tax (MBT) Location: 000	1550 COLLEGE PKWY STE 115 CARSON CITY, NV 89706-7937	N/A	No	Open
Sales and Use Location: 001	2699 BLOSSOM VIEW LN CARSON CITY, NV 89701-6806	No	No	Open
Sales and Use Location: 002	1550 COLLEGE PKWY STE 999 CARSON CITY, NV 89706-7944	No	No	Open

Thank You for using Nevada Tax! [State Agency Online Privacy Policy](#).

You will select which tax type you would like to review or maintain.

Modified Business Tax

Sales and Use

Excise Taxes/Cigarette Tax

**Note: If you have multiple businesses assigned to one log in you will select the business you would like to review or maintain, and then the tax type*

Account Detail

Account Details

CARSON CITY TEST ACCOUNT

Tax Type: Sales and Use

Location Address: 2899 BLOSSOM VIEW LN CARSON CITY, NV 89701-8808

State Tax ID: 1009242806-001

Current Filing Frequency: Monthly

Show/Hide Page Instructions

View Periods From: Month Year To: Month Year

View Underpaid/Delinquent Tax Periods Only

Account Information as of 12/5/2012

Period ^	Tax	Penalty	Interest	Collection Fees	Payments & Credits	Balance Due *	NevadaTax Pending Payments	Period Status
2/1/2010 - 2/28/2010	\$0	\$0	\$0	\$0	\$0	\$0	\$0	
3/26/2010 - 3/27/2010	\$0	\$0	\$0	\$0	\$0	\$0	\$0	
3/1/2010 - 3/31/2010	\$0	\$0	\$0	\$0	\$0	\$0	\$0	
4/1/2010 - 4/30/2010	\$0	\$0	\$0	\$0	\$0	\$0	\$0	Missing Return
5/1/2010 - 5/31/2010	\$0	\$0	\$0	\$0	\$0	\$0	\$0	

Page 1 of 7

1 2 3 4 5 6 7 Next >>

Security Status ^

Amount Required

Amount Secured

Remaining Amount Required

In Compliance

\$0

\$0

\$0

This screen represents the information provided for Sales and Use Tax (SUT)

- Periods filed
- Tax Amount due
- Penalty and/or Interest
- Collection Fees
- Payments/Credits applied to the period
- Balance Due
- Pending or Scheduled payments
- Period Status

File a Return-Return Period

DEPARTMENT OF TAXATION [Print](#) [Contact Us](#) [FAQs](#)


File a Sales and Use Tax Return

CARSON CITY TEST ACCOUNT

Tax Type: Sales and Use Location Address: 2699 BLOSSOM VIEW LN CARSON CITY, NV 89701-6806
State Tax ID: 1009242806-001 Current Filing Frequency: Monthly

[Return Period](#) [County Info](#) [County Summary](#) [Detail Summary](#)

Please answer the following questions and click next to proceed.

Enter the period end date of the return (MM/DD/YYYY): 

1. Do you have any Sales or Amount subject to Use Tax to report this period? Yes No

[Next](#)

Thank You for using Nevada Tax! [State Agency Online Privacy Policy.](#)

You will select which period end date (PED) you would like to file. **Note: Nevada Tax defaults to the current period*

If you have figures to report select **“YES”** or

You can file a zero return (deadhead) by selecting **“NO”**

File a Return-County Info

File a Sales and Use Tax Return Period Ending 12/31/2012

CARSON CITY TEST ACCOUNT

Tax Type: Sales and Use Location Address: 2899 BLOSSOM VIEW LN CARSON CITY, NV 89701-8806
State Tax ID: 1009242806-001 Current Filing Frequency: Monthly

Return Period **County Info** County Summary Detail Summary

Please enter Sales and Use Tax amounts by county.

County	Total Sales	Exempt Sales	Amount Subject to Use Tax	
01 Churchill ▼	<input type="text" value="0"/>	<input type="text" value="0"/>	<input type="text" value="0"/>	<input type="button" value="Add"/>

There are currently no entries listed for this return.

Thank You for using Nevada Tax! [State Agency Online Privacy Policy.](#)

Select the County from the drop down for which you have sales to report.

- Total Sales
- Exempt Sales
- Amount subject to Use Tax
**Note: If you have no Use Tax to report, leave this field blank*
- After you have entered all the figures for the county, you must click the Add button
- Add additional counties as needed

File a Return-County Summary

File a Sales and Use Tax Return

Period Ending 12/31/2012

CARSON CITY TEST ACCOUNT

Tax Type: Sales and Use Location Address: 2899 BLOSSOM VIEW LN CARSON CITY, NV 89701-8808
State Tax ID: 1009242806-001 Current Filing Frequency: Monthly

[Return Period](#) [County Info](#) [County Summary](#) [Detail Summary](#)

Please review and verify all the county line items.

County	Total Sales	Exempt Sales	Taxable Sales	Calculated Tax	Amount Subject To Use Tax	Calculated Use Tax
01 Churchill	\$0.00	\$0.00	\$0.00	\$0.00	\$0.00	\$0.00

[Save](#)

[Previous](#)

[Next](#)

Thank You for using Nevada Tax! State Agency Online Privacy Policy.

County Summary is for you to review the figures which were keyed in for accuracy

File a Return-Detail Summary

File a Sales and Use Tax Return Period Ending 12/31/2012

CARSON CITY TEST ACCOUNT

Tax Type: Sales and Use Location Address: 2899 BLOSSOM VIEW LN CARSON CITY, NV 89701-6806
State Tax ID: 1009242806-001 Current Filing Frequency: Monthly

Return Period County Info **County Summary** Detail Summary

Please review the line items (18-26) below and verify the accuracy of each. If you are in agreement with the line amounts please click the "Submit" button. Please reference the [FAQ](#) page for questions regarding the line items.

18a. Total Calculated Sales Tax	\$0.00
18b. Total Calculated Use Tax	\$0.00
19. Enter Collection Allowance for timely payment (line 18a * 0.25%)	<input type="text" value="\$0.00"/>
20. Net Sales Tax	\$0.00
21. Net Sales and Use Tax	\$0.00
22. Penalty: (Net Sales and Use Tax * Penalty(%) See FAQs for rate)	<input type="text" value="\$0.00"/>
23. Interest: (Net Sales and Use Tax * .75% (.0075) * number of months past due from 7/1/2011) + (Net Sales and Use Tax * 1% (.01) * number of months past due from 7/1/1999 through 6/30/2011)	<input type="text" value="\$0.00"/>
24. Plus Liabilites established by the Department	<input type="text" value="\$0.00"/>
25. Less Credit(s) approved by the Department	<input type="text" value="\$0.00"/>
26. Total Amount Due and Payable	\$0.00

Verify information entered

- Total Figures
- Collection Allowance, if allowed **Note: You will not want to take the collection allowance if you are filing a late return. See FAQ's for penalty and interest calculations. The system does not automatically remove collection allowance or calculate P&I for late returns*
- Additional liabilities and/or credits

Click Submit **Note: You must click OK in the webpage message that appears in order for your return to be electronically filed. Please be advised that an electronic payment is necessary to ensure proper processing – You are expected to submit payments electronically*

Return Confirmation

Return Confirmation

Your Sales and Use return for the 7/1/2012 - 9/30/2012 period has been submitted. Your confirmation number is **13Z0001283503**.

A printable PDF of your return will be available in the NevadaTax Filing History of your account.

The confirmation number above can be used with the Nevada Department of Taxation to reference the filed return, should you have any questions.

Would you like to register for Electronic Funds Transfer (EFT)?

Yes

No

Thank You for using Nevada Tax! [State Agency Online Privacy Policy](#).

Print this Page!

The Return Confirmation provides proof of the return being filed. **Note: You still need to make a payment*

You have two options to make a payment

Make a Payment

- ACH Debit
 - E-Check, or
- Schedule a Payment

We do not offer ACH Credit at this time

Register EFT Debit

Select the account you wish to register and click Register for EFT

Maintain EFT Debit - Choose an Account

LISA BROOKS

State Tax ID: 1015012833

Primary Address: 1550 COLLEGE PKWY CARSON CITY, NV 89706-7944

Show/Hide Page Instructions

State Tax & Location ID: - Zip Code: Tax Type:

Account ^	Address	Registered for EFT	Status	Select
Sales and Use Location: 001	1550 COLLEGE PKWY CARSON CITY, NV 89706-7944	No	Open	<input type="checkbox"/>

Thank You for using Nevada Tax! [State Agency Online Privacy Policy.](#)

Register EFT Debit

Maintain EFT - ACH Debit Registration

LISA BROOKS

State Tax ID: 1015012833

Primary Address: 1550 COLLEGE PKWY CARSON CITY, NV 89706-7944

Show/Hide Page Instructions

You have selected these accounts for EFT registration.

Account ^	Address	Registered for EFT	Filing Frequency
Sales and Use Location: 001	1550 COLLEGE PKWY CARSON CITY, NV 89706-7944	No	Quarterly

All fields must be completed. You may not select more than one debit source. If payments are to be debited from the business' account, the ACH debit registration must be authorized (in the check box below) by a person in the business who is an authorized signatory on the account specified below. If the payments are to be debited from a service provider's account, the registration must be authorized by a person in the service provider's organization who is authorized to enter into this agreement on behalf of the service provider.

When making an ACH Debit payment, the payment may take 10-15 business days after the scheduled withdrawal date to reflect on your bank account. The Department honors the scheduled withdrawal date as the payment's receipt date, and not the date the payment actually cleared your account.

Debit Source		
<input type="radio"/> Business' Bank Account		
<input type="radio"/> Service Provider's Account		
Bank Information		
Bank Account Type Checking	Bank Routing Number	Bank Account Number
Contact Information		
EFT Contact Name		
Email		
Address		
Address Line 2		
City	State NV	Zip
Phone	() -	EXT:

I hereby authorize the Nevada Department of Taxation to present debit entries into the bank account referenced above by Nevada Law. These debits will pertain to Electronic Funds Transfer requests that the taxpayer (or designated service provider on behalf of the taxpayer) has initiated.

Submit

Thank You for using Nevada Tax! State Agency Online Privacy Policy.

Check Debit Source

Complete Bank Information

Complete Contact Information

Check box, I hereby....click Submit

You will see the EFT Registration Complete page.

**Note: Any other EFT registrations you may have submitted for this account will remain active. Submitting this EFT registration does not automatically close any other registrations. For more information about closing EFT registrations, please refer to the FAQ.*

Make a Payment

Make A Payment

CARSON CITY TEST ACCOUNT

State Tax ID: 1009242808

Primary Address: 1550 COLLEGE PKWY STE 115 CARSON CITY, NV 89708-7937

Show/Hide Page Instructions

Your balance amount with penalties and interest as of:

Account	Period	Period Balance	Payment
Sales and Use Location: 002	11/01/2012 - 11/02/2012	\$14.97	<input type="text" value="\$14.97"/>

Thank You for using Nevada Tax! [State Agency Online Privacy Policy.](#)

Type in amount to be paid *Note: Not all payments will be for the "amount due" – credits needing to be applied or outstanding liabilities may be calculated in to the payment total

Make a Payment

Make A Payment

CARSON CITY TEST ACCOUNT

State Tax ID: 1009242806

Primary Address: 1550 COLLEGE PKWY STE 115 CARSON CITY, NV 89708-7937

Show/Hide Page Instructions

Account	Period	Period Balance	Payment	Remaining Due
Sales and Use Location: 002	11/01/2012 - 11/02/2012	\$14.97	\$14.97	\$0.00

Select Payment Option	
Total Payment	\$14.97
Payment Option	E-Check ▼

Previous | Next

Thank You for using Nevada Tax! [State Agency Online Privacy Policy.](#)

You can select to pay by E-Check or ACH Debit . **Note: You will have had to previously registered for EFT in order to select ACH Debit.*

After review of this page, click Next

Make a Payment – E-Check

Make A Payment

CARSON CITY TEST ACCOUNT

State Tax ID: 1009242806 Primary Address: 1550 COLLEGE PKWY STE 115 CARSON CITY, NV 89706-7937


Enter your checking account information in the appropriate fields below.


Payor Name:	<input type="text"/>	Date:	<input type="text" value="1"/> / <input type="text" value="10"/> / <input type="text" value="2013"/>
Address:	<input type="text"/>		
City:	<input type="text"/>	State:	NV <input type="text"/>
Pay to the order of:	Nevada Department of Taxation \$ <input type="text" value="14"/> . <input type="text" value="97"/>		
Bank Name:	<input type="text"/>		
Routing #:	<input type="text"/>	Account #:	<input type="text"/> Account Type: <input type="text" value="Checking"/>
Confirm Routing #:	<input type="text"/>	Account #:	<input type="text"/>

[Previous](#) | [Continue](#)

Helpful Notes:

All Fields MUST be filled out to make this online payment. ([View Sample](#))

Routing Number: Is usually located between the  symbols on your check.

Account Number: Typically comes before the  symbol. It's location and number of digits varies from bank to bank.

Thank You for using Nevada Tax! [State Agency Online Privacy Policy.](#)

Enter the Name and Address that appears on the bank account, the Bank Routing Number and Account Number

**Note: No special characters are allowed*

Make a Payment – E-Check

Make A Payment

CARSON CITY TEST ACCOUNT

State Tax ID: 1009242808 Primary Address: 1550 COLLEGE PKWY STE 115 CARSON CITY, NV 89706-7937

Enter your checking account information in the appropriate fields below.

Payor Name:	Carson City Test Account	Date:	1	/	10	/	2013
Address:	1550 College Parkway						
City:	Carson City	State:	NV	▼	Zip:		
Pay to the order of:	<i>Nevada Department of Taxation</i>					\$	14 . 97
Bank Name:	Bank of Tax						
Routing #:	121000358	Account #:	1111111111	Account Type:	Checking ▼		
Confirm Routing #:	121000358	Account #:	1111111111				

Previous

Continue

Helpful Notes:

All Fields MUST be filled out to make this online payment. ([View Sample](#))

Routing Number: Is usually located between the ☒ symbols on your check.

Account Number: Typically comes before the || symbol. It's location and number of digits varies from bank to bank.

Thank You for using Nevada Tax! [State Agency Online Privacy Policy.](#)

Confirm the banking information entered is accurate and the check amount is correct.

Click Continue

Make a Payment – ACH Debit

Make A Payment

CARSON CITY TEST ACCOUNT

State Tax ID: 1009242808

Primary Address: 1550 COLLEGE PKWY STE 115 CARSON CITY, NV 89706-7937

You have selected ACH Debit as your payment option. The following account will be debited. If your bank account is no longer valid, please return to the EFT Registration - Add/Maintain ACH Debit Registration screen and update your bank information.

All ACH Debits made after 6:00PM PST (Pacific Standard Time) will be processed the next business day.

Account	Period	Payment	Bank Account	ABA Number	Date
Sales and Use Location: 002	11/01/2012 - 11/02/2012	\$14.97	1111111111	121000358	1/10/2013

Previous

Submit

Thank You for using Nevada Tax! [State Agency Online Privacy Policy.](#)

The ACH Debit payment information will appear for confirmation

**Note: If the information such as the bank account number or routing number is incorrect, you are not able to update them on this screen. You must go to the Add/Maintain ACH Debit in EFT Registration.*

You will be assessed a \$25.00 return check fee if the information used is incorrect. The payment will be returned

Payment Confirmation

Payment Confirmation

CARSON CITY TEST ACCOUNT

State Tax ID: 1009242808

Primary Address: 1550 COLLEGE PKWY STE 115 CARSON CITY, NV 89706-7937

Thank You

Please print this page for your records.

Your payment request of **\$14.97** has been submitted to Nevada Tax. Your account(s) will be debited on 1/10/2013; however, this transaction may take 10-15 business days to reflect on your bank account.

The confirmation number for the Taxes and Fees portion of your payment (totaling \$14.97) is **13Z0001283508**

A detailed breakdown of this payment transaction is displayed, and will be applied as you specified below:

Account	Period	Period Balance	Payment	Remaining Due
Sales and Use Location: 002	11/01/2012 - 11/02/2012	\$14.97	\$14.97	\$0.00

If you have any questions concerning this transaction, please contact the Nevada Department of Taxation for assistance.

Nevada Department of Taxation
Taxpayer Service Center
Hours of Operation:
8:00 am - 5:00 pm
Monday - Friday

Taxpayer Information and Assistance
(775)684-2000

Thank You for using Nevada Tax! State Agency Online Privacy Policy.

Print this page!

The Payment Confirmation number provides proof of payment being submitted

Schedule a Payment

DEPARTMENT OF TAXATION [Print](#) [Contact Us](#) [FAQs](#)

Home
Businesses (File)
Pay
Payment History
EFT Registration
Addresses
Messages
Security
My Profile
Logout

Business Details

CARSON CITY TEST ACCOUNT

State Tax ID: 1009242806 Primary Address: 1550 COLLEGE PKWY STE 115 CARSON CITY, NV 89708-7937

Show/Hide Page Instructions

State Tax & Location ID: - Zip Code: Tax Type:

Account ^	Address	Currently Consolidated	Registered for EFT	Status
Modified Business Tax (MBT) Location: 000	1550 COLLEGE PKWY STE 115 CARSON CITY, NV 89708-7937	N/A	Pending	Open
Sales and Use Location: 001	2899 BLOSSOM VIEW LN CARSON CITY, NV 89701-8806	No	Pending	Open
Sales and Use Location: 002	1550 COLLEGE PKWY STE 999 CARSON CITY, NV 89708-7944	No	Pending	Open

THE GREAT SEAL OF THE STATE OF NEVADA

Thank You for using Nevada Tax! [State Agency Online Privacy Policy.](#)

You may choose to Schedule a Payment for a date other than the date the return is filed

Click Pay , then select the tax type for which you would like to schedule a payment

**Note: Once a payment has been submitted there is no way to cancel it in Nevada Tax*

Schedule a Payment


Schedule a Payment

CARSON CITY TEST ACCOUNT

Tax Type: Sales and Use Location Address: 1550 COLLEGE PKWY STE 999 CARSON CITY, NV 89706-7944

State Tax ID: 1009242806-002 Current Filing Frequency: Monthly

Show/Hide Page Instructions

Period Dates:	12/1/2012 - 12/31/2012 ▼
Payment Amount:	<input type="text"/>
Withdrawal Date:	<input type="text"/>  (MM/DD/YYYY)
Payment Type:	E-Check ▼

You cannot cancel a scheduled payment at this time. Please contact the Taxpayer Service Center for assistance at (775)884-2000.

[Continue](#)

Thank You for using Nevada Tax! [State Agency Online Privacy Policy.](#)

Select the Period End Date (PED) or date range you would like to pay

Payment Amount

Withdrawal Date

Payment Type

Filing History – Copy of Return

Filing History

CARSON CITY TEST ACCOUNT

Tax Type: Modified Business Tax (MBT) Location Address: 1550 COLLEGE PKWY STE 115 CARSON CITY, NV 89706-7937
State Tax ID: 1009242806-000 Current Filing Frequency: Quarterly

Show/Hide Page Instructions

View Periods From: Month Year To: Month Year

Document Locator Number	Form Type	Period End Date	Submit Date	Filed By	Form Details
11Z0000883518	MBT-GB	9/30/2011	8/26/2011	Glazner, Sarah M	View PDF

Thank You for using Nevada Tax! [State Agency Online Privacy Policy.](#)

You can View/Print a copy of any electronically filed return

- Click Filing History
- Select the tax type you would like to View/Print
- Click on View PDF for the period you want to View/Print

Messages

View Messages

CARSON CITY TEST ACCOUNT

State Tax ID: 1009242806

Primary Address: 1550 COLLEGE PKWY STE 115 CARSON CITY, NV 89706-7937

Show/Hide Page Instructions

Inbox

<input type="checkbox"/>	Sender	Subject	Date ▼
<input type="checkbox"/>	Nevada Department of Taxation	Sales and Use Tax Form has been submitted	10/29/2012 8:54 AM
<input type="checkbox"/>	Nevada Department of Taxation	Notice of Email Address Change by Department	10/10/2012 10:31 AM
<input type="checkbox"/>	Nevada Department of Taxation	Notice of Email Address Change by Department	10/10/2012 10:31 AM
<input type="checkbox"/>	Nevada Department of Taxation	Notice of Email Address Change by Department	10/10/2012 10:31 AM
<input type="checkbox"/>	Nevada Department of Taxation	Notice of Email Address Change by Department	10/10/2012 10:26 AM
<input type="checkbox"/>	Nevada Department of Taxation	Notice of Email Address Change by Department	10/10/2012 10:25 AM

Page 1 of 6 1 2 3 4 5 6 Next >>

Delete

Thank You for using Nevada Tax! [State Agency Online Privacy Policy.](#)

Anytime you complete a transaction (File a Return, Make or Schedule a Payment, or Update your Account) in Nevada Tax, a message will appear in your Inbox

To View the message details click the Subject line. To Delete a message check the box and select Delete

Security Details

Security Details

CARSON CITY TEST ACCOUNT

State Tax ID: 1009242806

Primary Address: 1550 COLLEGE PKWY STE 115 CARSON CITY, NV 89706-7937

Show/Hide Page Instructions

No additional users have been added to this business. Please click the "Add User" button to add users to the business

Add User

Thank You for using Nevada Tax! [State Agency Online Privacy Policy.](#)

Verify who is listed as an additional user

Maintain the security rights of additional users

Add users

Add User – User Details

Edit User Details

CARSON CITY TEST ACCOUNT

State Tax ID: 1009242806 Primary Address: 1550 COLLEGE PKWY STE 115 CARSON CITY, NV 89706-7937

Show/Hide Page Instructions

User Details	
First Name:	<input type="text"/>
Middle Initial:	<input type="text"/>
Last Name:	<input type="text"/>
Email Address:	<input type="text"/>
Phone Number:	(<input type="text"/>) <input type="text"/> - <input type="text"/>
Ext:	<input type="text"/>
Preferred Language:	English ▼

Cancel

Continue

Thank You for using Nevada Tax! [State Agency Online Privacy Policy.](#)

Type in requested information

**Note: If you are adding a user who's e-mail address is over 25 characters or is already registered in Nevada Tax for a different account, this will not work*

Add User – User Privileges

User Business Privileges

CARSON CITY TEST ACCOUNT

State Tax ID: 1009242808

Primary Address: 1550 COLLEGE PKWY STE 115 CARSON CITY, NV 89706-7937

Show/Hide Page Instructions

You have selected the option to add a new user to your business.

Business	Administrative	Look Up Account Periods	File A Return*	Make A Payment*	Adjust EFT Registration Information *
CARSON CITY TEST ACCOUNT	<input type="checkbox"/>	<input type="checkbox"/>	<input type="checkbox"/>	<input type="checkbox"/>	<input type="checkbox"/>

*Users given the right to File a Return, Make a Payment, and/or Adjust Registration, will be given the Look Up Account Periods privilege for the business.

Edit Account Privileges

Cancel

Submit

Thank You for using Nevada Tax! State Agency Online Privacy Policy.

Select the security rights you are assigning to the user

- Administrative
- Look Up Account Periods
- File a Return
- Make a Payment
- Adjust EFT

My Profile – Update Contact Info

Edit User Details

Show/Hide Page Instructions

User Details	
First Name:	<input type="text" value="Sarah"/>
Middle Initial:	<input type="text" value="M"/>
Last Name:	<input type="text" value="Glazner"/>
Email Address:	<input type="text" value="uattax@hotmail.com"/>
Phone Number:	<input type="text" value="(775) 684 - 2134"/>
Ext:	<input type="text"/>
Preferred Language:	<input type="text" value="English"/> ▼

Cancel

Save

Thank You for using Nevada Tax! [State Agency Online Privacy Policy.](#)

My Profile –

- Add a Business to My Account - **Note: This is where you may add additional businesses to this profile*
- Update Contact Info
- Change Password
- Change Username

Update Contact Info – When there is an update or change in who needs to be the Nevada Tax administrator, select this screen. **Note: Any updates made in this screen change the information that was originally registered*

Change Password or Username

Change Password

Show/Hide Page Instructions

Change Password	
Username:	<input type="text" value="cctest"/>
Old Password:	<input type="password"/>
New Password:	<input type="password"/>
Confirm New Password:	<input type="password"/>

Cancel

Submit

Thank You for using Nevada Tax! [State Agency Online Privacy Policy.](#)

Select this screen if you want to change the username or password on your account

Forgot Password or Username



Welcome to the Nevada Tax Center:

We have created internet-based tax access for your convenience.

Username:

Password:

Login

[Forgot Password or Username?](#)

About NevadaTax

- ▶ [Introduction to Online Tax](#)
- ▶ [Sign Up for NevadaTax](#)
- ▶ [NevadaTax System Requirements](#)

Hot Topics

- ▶ [Go Paperless - Opt out of Receiving Tax Returns](#)

Select this choice if you have forgotten the password and/or username

Thank You for using Nevada Tax! [State Agency Online Privacy Policy.](#)

Forgot Password or Username

Retrieve Password or Username

Show/Hide Page Instructions

Retrieve Password or Username

Retrieve My:

First Name:

Last Name:

E-mail:

Cancel

Submit

Thank You for using Nevada Tax! [State Agency Online Privacy Policy.](#)

Select any of the 3 listed options

Enter the name and e-mail address that was originally used to set up the account

Click Submit

You will be e-mailed the requested information